



1. Leading Boston Employers – 2018

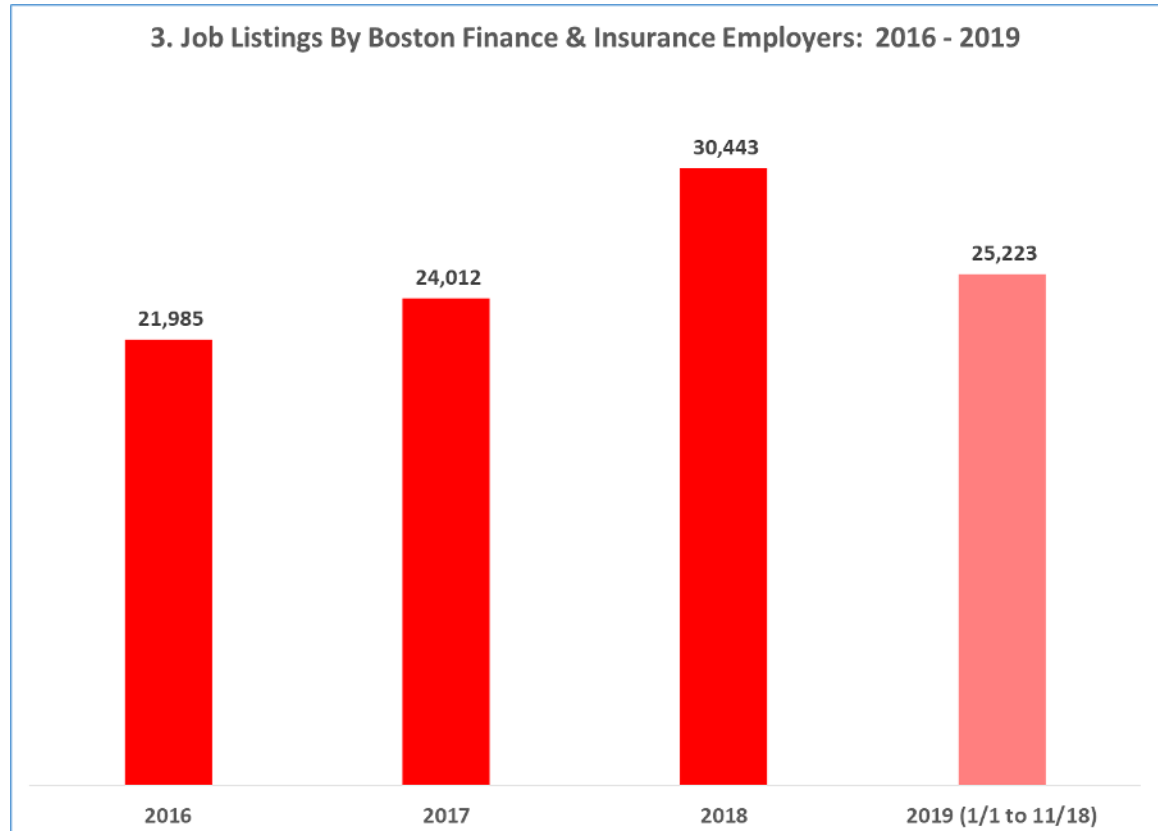
NAICS	Company Name	Address	Employees
523930	Fidelity Capital Investors, Inc.	82 Devonshire St	15,712
525990	Advent International Gpe Vii, LLC	75 State St Fl 29	7,112
525910	John Hancock Life & Health Insuranc	197 Clarendon St	6,350
721110	Revel Entertainment Group, LLC	265 Franklin St Ste 1000	5,500
622110	Beth Israel Deaconess Medical Cent	1 Deaconess Rd	5,400
551112	CCC Acquisition Holdings, Inc.	200 Clarendon St	4,690
561720	Cushman & Wakefield, Inc.	101 Federal St Ste 700	4,050
621111	Massachusetts General Hospital	55 Fruit St	3,647
511130	HM Publishing Corp	222 Berkeley St	3,546
622110	Tufts Medical Center, Inc.	800 Washington St	3,500
481111	Jetblue Airways Corporation	300 Terminal C	3,500
523910	Thomas H. Lee Partners, L.P.	100 Federal St	3,000
525990	Weston Presidio Capital Mgmt, L.P.	200 Clarendon St 50Th Fl	3,000
525910	Massachusetts Investors Trust	111 Huntington Ave Fl 24	3,000
517911	American Tower Services, LLC	116 Huntington Ave	2,716
531110	Winn Management Company LLC	6 Faneuil Hall Market Pl	2,620
524126	Liberty Mutual Holding Company Inc	175 Berkeley St	2,500
453998	Atg / Usm Holdings, LLC	101 Huntington Ave	2,386
511110	The Boston Globe LLC	53 State St Fl 23	2,200
523930	Denny Halpern & Company Inc	399 Boylston St Lbby 3	2,007
454110	Wayfair Inc.	4 Copley Pl Fl 7	2,000
523991	Brown Brothers Harriman & Co.	70 Franklin St Fl 2	2,000
525990	Fidessa Buy-Side Inc.	160 Federal St	2,000
523991	Mellon Trust of New England, N.A.	1 Boston Pl 8Th Fl	1,960
517911	Verizon New England Inc.	185 Franklin St Rm 465	1,800
523910	New Heritage Capital LLC	800 Boylston St Ste 1535	1,600
621111	Massachusetts Eye and Ear Infirmary	243 Charles St	1,550
524113	The New England Life Insurance Co.	501 Boylston St	1,500

Highlighted companies are within NAICS 51, Information

Source: Dun & Bradstreet Hoovers, 2019; MassEcon analysis.

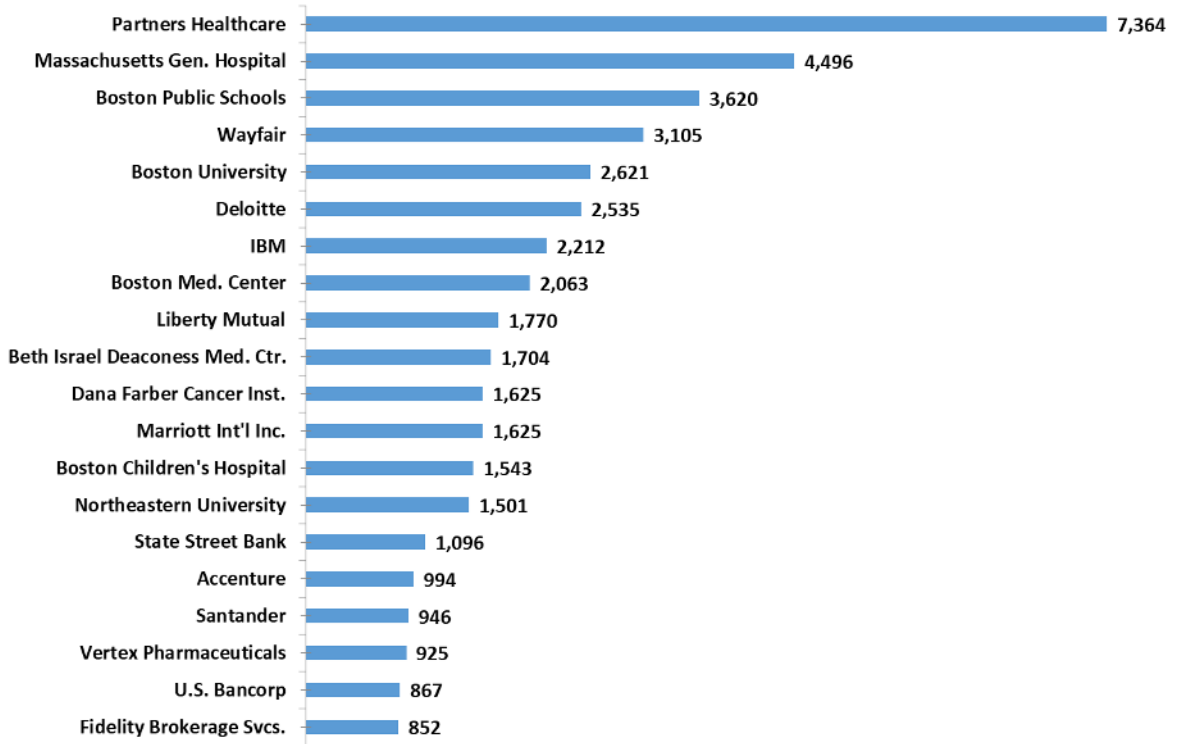
**Employment figures listed for multiple employers listed includes employees in Massachusetts and New England for which Boston serves as headquarters.

2. Job Openings by Industry Sector, Last 12 Months	Boston		Compare
	Industry Sector	Listings	% All
Agriculture, Forestry, Fishing and Hunting	807	0.4%	0.2%
Mining, Quarrying, and Oil and Gas Extraction	182	0.1%	0.1%
Utilities	462	0.2%	0.4%
Construction	2,987	1.4%	1.2%
Manufacturing	12,364	5.6%	8.9%
Wholesale Trade	411	0.2%	0.6%
Retail Trade	13,286	6.0%	9.8%
Transportation and Warehousing	5,131	2.3%	4.2%
Information	7,549	3.4%	3.1%
Finance and Insurance	28,975	13.2%	8.2%
Real Estate and Rental and Leasing	6,281	2.9%	1.9%
Professional, Scientific, and Technical Services	39,224	17.8%	12.3%
Management of Companies and Enterprises	498	0.2%	0.2%
Administrative & Support & Waste Mgm't & Remediation Services	7,733	3.5%	3.8%
Educational Services	17,548	8.0%	9.8%
Health Care and Social Assistance	47,828	21.7%	23.4%
Arts, Entertainment, and Recreation	1,929	0.9%	0.9%
Accommodation and Food Services	17,861	8.1%	7.1%
Other Services (except Public Administration)	2,901	1.3%	1.6%
Public Administration	6,273	2.8%	2.4%

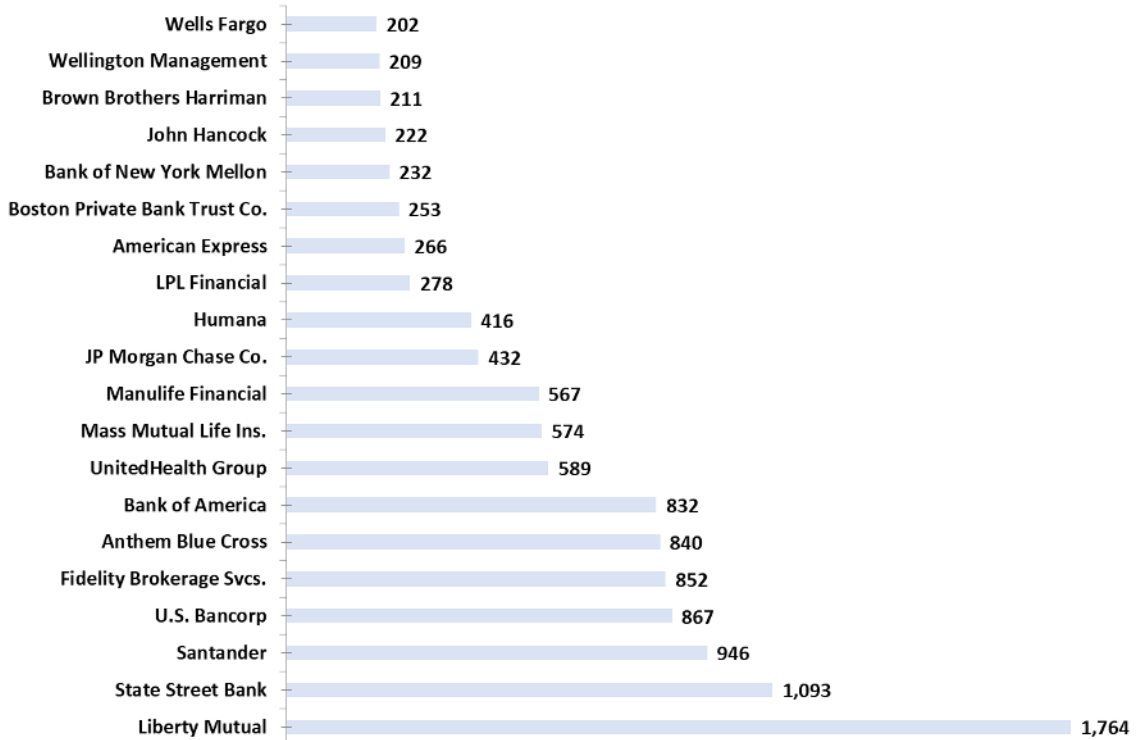


Source: Burning Glass Labor Market Insight, 2019; MassEcon analysis.

4. Leading Job Listings, Last 12 Months: All Employers, November 2018 to October 2019



5. Leading Job Openings, Last 12 Months: Finance & Insurance Employers, November 2018 to October 2019



6. High Concentration Industry Sectors in Suffolk County 2018 Annual Average Establishments, Employment, Payroll, & Location Quotients

Industry (NAICS)	Establishments	Employment	Annual Payroll	Location Quotient*
22 Utilities	32	1,415	\$203,031,258	0.55
23 Construction	1,067	15,639	1,727,439,645	0.47
42 Wholesale trade	947	11,180	1,066,928,695	0.41
44-45 Retail trade	2,480	37,568	1,847,291,422	0.51
48-49 Transportation and warehousing	518	20,213	1,335,040,570	0.83
51 Information	891	18,744	2,072,732,058	1.43
52 Finance and insurance	1,952	67,788	17,012,877,522	2.45
53 Real estate and rental and leasing	1,285	14,405	1,631,379,885	1.39
54 Professional and technical services	4,774	86,767	12,662,189,701	2.01
55 Management of companies and enterprises	208	9,207	1,554,617,942	0.84
56 Administrative and waste services	1,299	34,975	2,029,301,133	0.81
61 Educational services	518	37,423	2,930,943,850	2.78
62 Health care and social assistance	7,681	140,416	10,903,372,871	1.53
71 Arts, entertainment, and recreation	400	11,326	972,863,289	1.03
72 Accommodation and food services	2,587	65,650	2,121,977,607	1.02
81 Other services, except public administration	3,007	22,425	1,074,775,075	1.07

7. High Concentration Finance & Insurance Industry Sectors in Suffolk County 2018 Annual Average Establishments, Employment, Payroll, & Location Quotients

Industry (NAICS)	Establishments	Employment	Annual Payroll	Location Quotient*
523920 Portfolio management	416	15,322	\$6,439,522,338	15.76
523999 Miscellaneous financial investment activities	86	1,254	311,539,741	9.33
523930 Investment advice	248	5,914	1,515,565,143	6.45
523120 Securities brokerage	153	7,510	2,487,338,075	5.75
523910 Miscellaneous intermediation	71	664	205,045,749	4.98
524113 Direct life insurance carriers	29	3,944	738,039,081	3.67
524126 Direct property and casualty insurers	47	6,507	950,893,876	3.03
524298 All other insurance related activities	39	1,018	134,530,533	2.57
523110 Investment banking and securities dealing	94	1,518	590,231,772	2.14
522110 Commercial banking	190	12,666	2,194,466,042	2.06
523991 Trust, fiduciary, and custody activities	14	151	28,115,219	1.8
524114 Direct health and medical insurance carriers	14	2,966	243,196,135	1.71
524130 Reinsurance carriers	8	206	46,172,444	1.55

* Data for all of Suffolk County. Location Quotients of more than 1.0 indicate a greater employment concentration in the region versus the nation as a whole. A 2.0 LQ indicates twice the number of employees for the population than average, indicating a strong industry presence.

Source: U.S. Bureau of Labor Statistics; Dun & Bradstreet Hoovers, 2019; MassEcon analysis.

8. Leading Boston Finance & Insurance Industry Companies (>250 employees)

NAICS	Company Name	Street Address	Empl.	Ultimate Parent Company	Region	Revenue (USD)
523930	Fidelity Capital Investors, Inc.	82 Devonshire St	15,712	Fmr LLC	Boston, MA	399,294,710
525990	Advent International Gpe Vii, LLC	75 State St Fl 29	7,112			298,863,890
525910	John Hancock Life & Health Ins. Co.	197 Clarendon St	6,350	Manulife Financial Corp.	Boston, MA	1,214,300
523910	Thomas H. Lee Partners, L.P.	100 Federal St	3,000			764,449,710
525910	Massachusetts Investors Trust	111 Huntington Ave Fl 24	3,000			156,100
525990	Weston Presidio Capital Mgmt II, L.P.	200 Clarendon St 50Th Fl	3,000	Weston Presidio, Inc.	Boston, MA	192,951,510
524126	Liberty Mutual Holding Co. Inc.	175 Berkeley St	2,500			38,308,000,000
523930	Denny Halpern & Company Inc	399 Boylston St Lbby 3	2,007			94,913,101
523991	Brown Bros. Harriman & Co.	70 Franklin St Fl 2	2,000	Brown Bros. Harriman & Co.	New York, NY	
525990	Fidessa Buy-Side Inc.	160 Federal St	2,000			106,344,900
523991	Mellon Trust of New England, N.A.	1 Boston Pl 8Th Fl	1,960	The Bank of NY Mellon Corp.	New York, NY	868,338,990
523910	New Heritage Capital LLC	800 Boylston St Ste 1535	1,600			961,700.02
524113	The New England Life Ins. Co.	501 Boylston St	1,500	Metlife, Inc.	New York, NY	414,707,000
525910	Putnam Investments, LLC	1 Post Office Sq	1,321	Power Corp. du Canada	Montreal, PQ	1,000,658,600
523930	Massachusetts Financial Svcs Co.	111 Huntington Ave	1,200	Sun Life Financial Inc	Toronto, ON	982,901,180

Source: Dun & Bradstreet Hoovers, 2019; MassEcon analysis.

HYCU, Inc.

109 State St
Boston, Massachusetts, 02109-2903
Tel: +1-617-681-9100
www.hycu.com



Employees: 1.2k (This Site) 1.2k (All Sites)
Company Type: Private Subsidiary,
Headquarters
Parent: [ComTrade Group B.V.](#)
Ultimate Parent: [ComTrade Holding N.V.](#)
Corporate Family: [30 Companies](#)
D-U-N-S® Number: 01-297-3667

Local Contact:

Simon Taylor, CEO
simon.taylor@comtrade.com

CEO since March 2018. Multiple roles with Comtrade Group, from May 2007 to March 2018, culminating as CEO of Comtrade Software. **B.S. Northeastern University, Operations Technology.**

Other MA Locations: None

HYCU is an enterprise software company specializing in data backup, recovery, and monitoring for hyper-converged (HCI), Google Cloud and multi-cloud infrastructures. Headquartered in Boston, Mass., HYCU harnesses 25 years of sophisticated IT experience, insights from over one million users, and work with more than 25,000 customers. HYCU's flagship products include a purpose-built backup, and recovery solution for Nutanix, and a managed backup as a service for Google Cloud Platform.

Headquartered in Curacao, the Comtrade Holding's corporate family includes 30 entities based in Europe and the United States. Corporate leadership is unavailable.

**Ultimate Parent Headquarters
ComTrade Holding N.V.**

C/O Intertrust (Curacao) Bv , Kaya W.F.G.
(Jombi) Mensing 14
Willemstad,
Curacao

Employees: 3 (All Sites)
Company Type: Partnership Parent, Headquarters
Corporate Family: [30 Companies](#)

C Space
Formerly Communispace Corporation
290 Congress St Fl 7
Boston, Massachusetts, 02210-1005
United States
Tel: +1-617-316-4000
www.communispace.com

Employees: 400 (This Site) 400 (All Sites)
Company Type: Private Subsidiary
Parent: [Das Holdings, Inc.](#)
Ultimate Parent: [Omnicom Group Inc.](#)
Corporate Family: [787 Companies](#)
D-U-N-S® Number: 13-352-5308

Local Contact:

Jessica DeVlieger
President, Americas
In current role since January 2017;
joined company in February 2007.
**Executive Committee, MITX since
November 2015.** Cornell College, B.A.,
English.

Other Omnicom MA Locations:

FG Holdings, Inc.
855 Boylston St Ste 3
Boston, Massachusetts, 02116-2622
Tel: +1-212-771-3680

Lois Paul & Partners, LLC
290 Congress St Fl 6
Boston, Massachusetts, 02210-1030
Tel: +1-781-782-5000

Cone, Inc.
855 Boylston St Ste 4
Boston, Massachusetts, 02116-2622
Tel: +1-617-227-2111



C Space is a customer collaboration agency that connects the world's best-known brands with the people they serve to create Customer Inspired Growth. Through private online communities, immersive storytelling, activation events, and innovation projects, C Space fosters new connections between companies and their customers, allowing them to design better products and experiences, improve business performance, and achieve measurable growth.

The company changed its name to C Space in 2015.

Ultimate Parent Headquarters

Omnicom Group, Inc.
437 Madison Ave
New York, New York, 10022-7000
United States
Tel: +1-212-415-3600
Fax: +1-212-415-3530

www.omnicomgroup.com

Employees: 62 (This Site) 77k (All Sites)
Company Type: Public Parent, Headquarters
Corporate Family: [787 Companies](#)

John D. Wren

Chairman and Chief Executive Officer, Omnicom Group
Current role, May 2018 – present. Previously President & CEO, from January 1997. University affiliation: Adelphi University.