

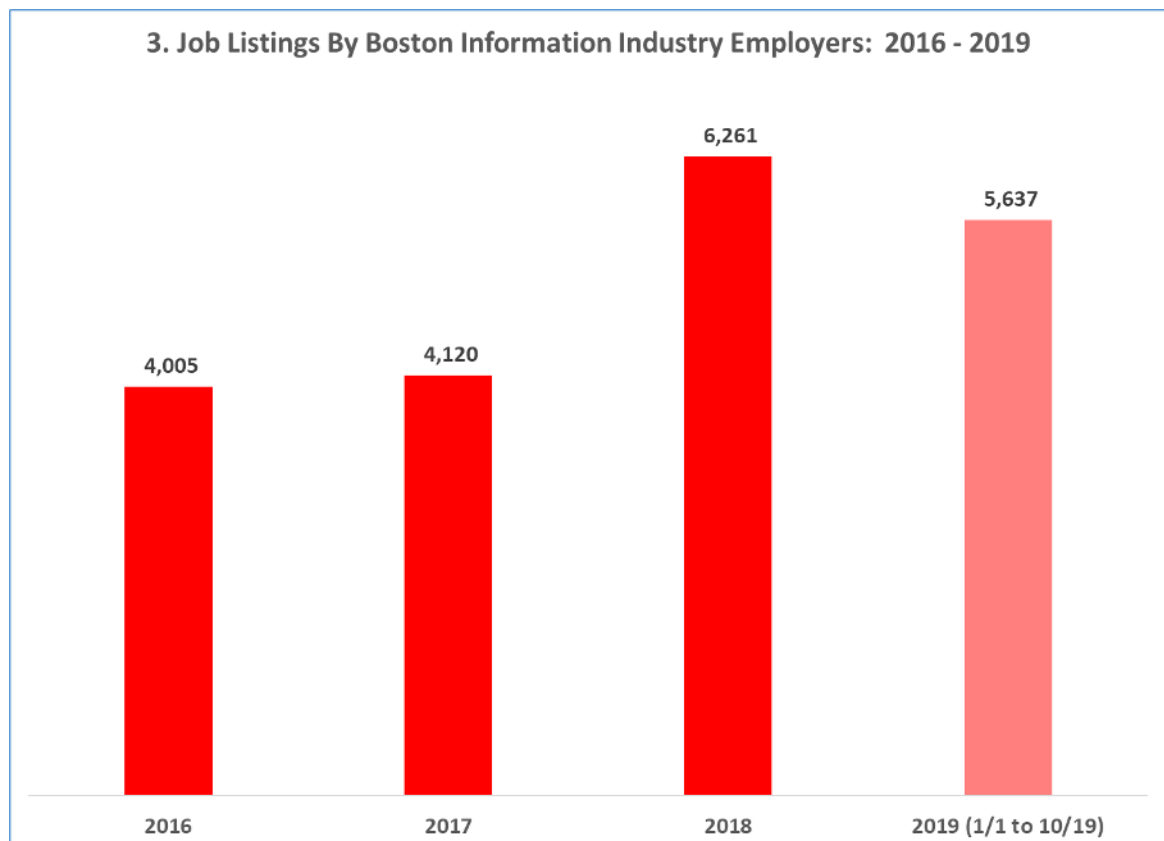


## 1. Leading Boston Employers – 2018

NAICS	Company Name	Address	Employees
523930	Fidelity Capital Investors, Inc.	82 Devonshire St	15,712
525990	Advent International Gpe Vii, LLC	75 State St Fl 29	7,112
525910	John Hancock Life & Health Insurance	197 Clarendon St	6,350
721110	Revel Entertainment Group, LLC	265 Franklin St Ste 1000	5,500
622110	Beth Israel Deaconess Medical Center	1 Deaconess Rd	5,400
551112	CCC Acquisition Holdings, Inc.	200 Clarendon St	4,690
561720	Cushman & Wakefield, Inc.	101 Federal St Ste 700	4,050
621111	Massachusetts General Hospital	55 Fruit St	3,647
511130	HM Publishing Corp	222 Berkeley St	3,546
622110	Tufts Medical Center, Inc.	800 Washington St	3,500
481111	Jetblue Airways Corporation	300 Terminal C	3,500
523910	Thomas H. Lee Partners, L.P.	100 Federal St	3,000
525990	Weston Presidio Capital Mgmt, L.P.	200 Clarendon St 50Th Fl	3,000
525910	Massachusetts Investors Trust	111 Huntington Ave Fl 24	3,000
517911	American Tower Services, LLC	116 Huntington Ave	2,716
531110	Winn Management Company LLC	6 Faneuil Hall Market Pl	2,620
524126	Liberty Mutual Holding Company Inc	175 Berkeley St	2,500
453998	Atg / Usm Holdings, LLC	101 Huntington Ave	2,386
511110	The Boston Globe LLC	53 State St Fl 23	2,200
523930	Denny Halpern & Company Inc	399 Boylston St Lbby 3	2,007
454110	Wayfair Inc.	4 Copley Pl Fl 7	2,000
523991	Brown Brothers Harriman & Co.	70 Franklin St Fl 2	2,000
525990	Fidessa Buy-Side Inc.	160 Federal St	2,000
523991	Mellon Trust of New England, N.A.	1 Boston Pl 8Th Fl	1,960
517911	Verizon New England Inc.	185 Franklin St Rm 465	1,800
523910	New Heritage Capital LLC	800 Boylston St Ste 1535	1,600
621111	Massachusetts Eye and Ear Infirmary	243 Charles St	1,550
524113	The New England Life Insurance Co.	501 Boylston St	1,500

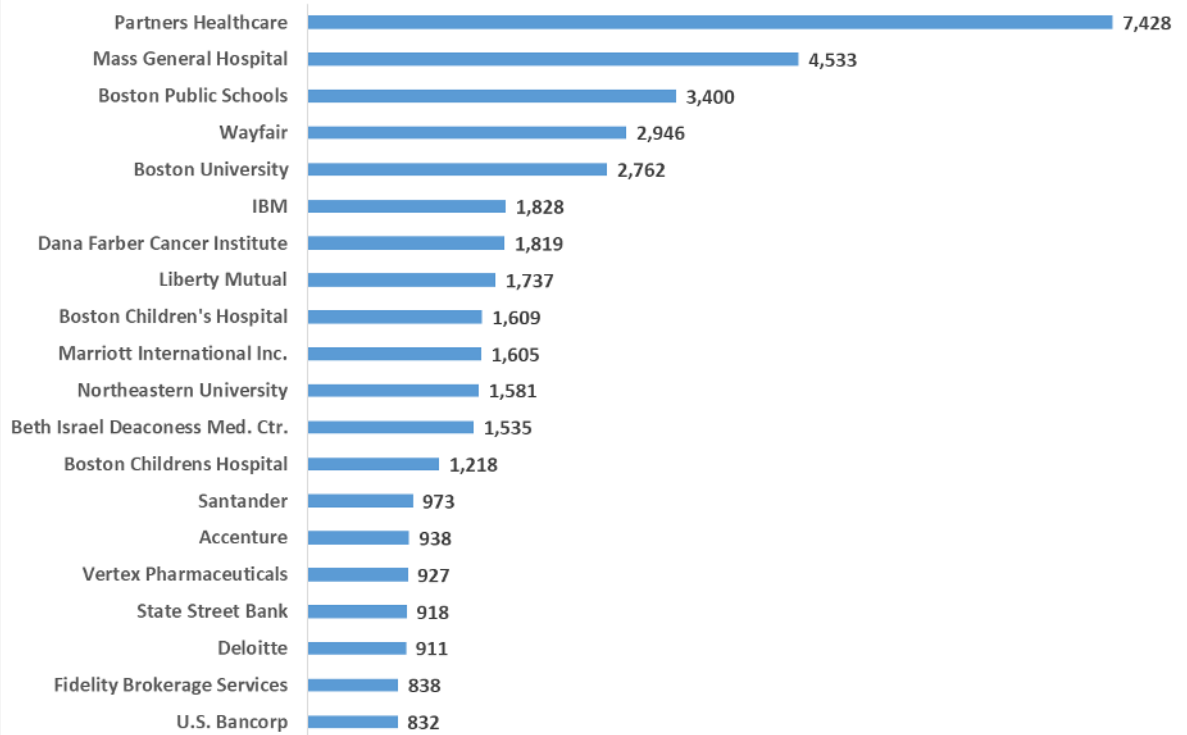
Highlighted companies are within NAICS 51, Information  
Source: Dun & Bradstreet Hoovers, 2019; MassEcon analysis.

2. Job Openings by Industry Sector, Last 12 Months	Boston		Compare
	Industry Sector	Listings	% All Listings
Agriculture, Forestry, Fishing and Hunting	830	0.4%	0.2%
Mining, Quarrying, and Oil and Gas Extraction	170	0.1%	0.1%
Utilities	356	0.2%	0.3%
Construction	2,805	1.4%	1.2%
Manufacturing	11,454	5.5%	8.7%
Wholesale Trade	364	0.2%	0.6%
Retail Trade	12,435	6.0%	9.4%
Transportation and Warehousing	5,075	2.4%	4.1%
<b>Information</b>	<b>7,025</b>	<b>3.4%</b>	<b>3.0%</b>
Finance and Insurance	26,758	12.9%	8.0%
Real Estate and Rental and Leasing	5,933	2.9%	1.9%
Professional, Scientific, and Technical Services	36,137	17.4%	12.5%
Management of Companies and Enterprises	446	0.2%	0.2%
Administrative & Support & Waste Management & Remediation Svcs	7,481	3.6%	3.9%
Educational Services	17,355	8.4%	10.3%
Health Care and Social Assistance	45,356	21.9%	23.7%
Arts, Entertainment, and Recreation	1,982	1.0%	0.9%
Accommodation and Food Services	17,273	8.3%	7.1%
Other Services (except Public Administration)	2,728	1.3%	1.6%
Public Administration	5,460	2.6%	2.3%

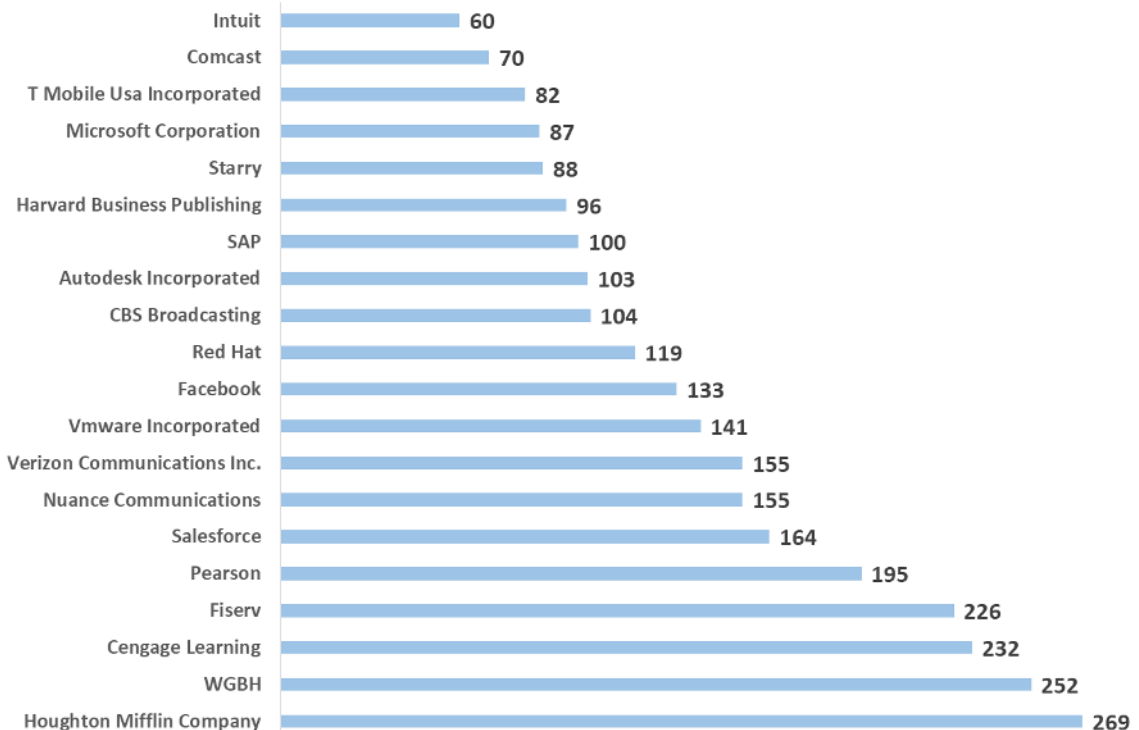


Source: Burning Glass Labor Market Insight, 2019; MassEcon analysis.

#### 4. Leading Job Listings, Last 12 Months: All Employers, October 2018 to September 2019



#### 5. Leading Job Openings, Last 12 Months: Information Industry Employers, October 2018 to September 2019



## 6. High Concentration Industry Sectors in Suffolk County 2018 Annual Average Establishments, Employment, Payroll, & Location Quotients

Industry (NAICS)	Establishments	Employment	Annual Payroll	Location Quotient*
22 Utilities	32	1,415	\$203,031,258	0.55
23 Construction	1,067	15,639	1,727,439,645	0.47
42 Wholesale trade	947	11,180	1,066,928,695	0.41
44-45 Retail trade	2,480	37,568	1,847,291,422	0.51
48-49 Transportation and warehousing	518	20,213	1,335,040,570	0.83
<b>51 Information</b>	891	18,744	2,072,732,058	1.43
52 Finance and insurance	1,952	67,788	17,012,877,522	2.45
53 Real estate and rental and leasing	1,285	14,405	1,631,379,885	1.39
54 Professional and technical services	4,774	86,767	12,662,189,701	2.01
55 Management of companies and enterprises	208	9,207	1,554,617,942	0.84
56 Administrative and waste services	1,299	34,975	2,029,301,133	0.81
61 Educational services	518	37,423	2,930,943,850	2.78
62 Health care and social assistance	7,681	140,416	10,903,372,871	1.53
71 Arts, entertainment, and recreation	400	11,326	972,863,289	1.03
72 Accommodation and food services	2,587	65,650	2,121,977,607	1.02
81 Other services, except public administration	3,007	22,425	1,074,775,075	1.07

## 7. High Concentration Information Industry Sectors in Suffolk County 2018 Annual Average Establishments, Employment, Payroll, & Location Quotients

Industry (NAICS)	Establishments	Employment	Annual Payroll	Location Quotient*
511130 Book publishers	18	1,589	190,462,440	5.88
519190 All other information services	50	346	34,979,538	3.3
512240 Sound recording studios	12	70	3,029,045	3.16
511210 Software publishers	236	5,058	640,250,835	2.66
515120 Television broadcasting	14	1,588	137,618,820	2.57
511120 Periodical publishers	47	988	111,577,177	2.44
517919 All other telecommunications	18	335	39,889,547	2.34
515112 Radio stations	15	683	62,498,906	2.25
511110 Newspaper publishers	20	1,479	108,287,932	2.17
519130 Internet publishing and web search portals	111	1,750	209,935,251	1.52

\* Data for all of Suffolk County. Location Quotients of more than 1.0 indicate a greater employment concentration in the region versus the nation as a whole. A 2.0 LQ indicates twice the number of employees for the population than average, indicating a strong industry presence.

Source: U.S. Bureau of Labor Statistics; Dun & Bradstreet Hoovers, 2019; MassEcon analysis.

## 8. Leading Boston Information Industry Companies (>250 employees)

NAICS	Company Name	Street Address	Empl.	Ultimate Parent Company	Region	Revenue (USD)
511130	HM Publishing Corp	222 Berkeley St	3,546	Houghton Mifflin Holdings Inc.		102,429,900
517911	ATC Tower Services LLC	116 Huntington Ave	2,716	American Tower Corporation		250,962,710
511110	The Boston Globe LLC	53 State St Fl 23	2,200	Ne Media Group Inc.		176,487,700
517911	Verizon New England Inc.	185 Franklin St Rm 46	1,800	Verizon Communications Inc.	New York, NY	13,425,282,000
511210	HYCU, Inc.	109 State St	1,276	ComTrade Holding N.V.	Willemstad, Curacao	333,897,400
517911	BIDMC Telecommunications	1 Jimmy Fund Way	1,202	Caregroup, Inc.		39,797,600
515120	WHDH TV, Inc.	7 Bulfinch Pl	448	Sunbeam Television Corp.	Miami, FL	105,473,100
517311	C Space Corp. (formerly Communispace)	290 Congress St Fl 7	400	Omnicom Group Inc.	New York, NY	48,637,798
517911	Premiere Global Services, Inc.	100 High St Ste 1560	360	Siris Capital Group, LLC	New York, NY	
511210	American Well Corporation	75 State St 26Th Fl	300			39,269,901
519110	Thomson Reuters LLC	53 State St	270	The Thomson Co., Inc.	Toronto, ON	

Source: Dun & Bradstreet Hoovers, 2019; MassEcon analysis.

**HYCU, Inc.**  
109 State St  
Boston, Massachusetts, 02109-2903  
Tel: +1-617-681-9100  
[www.hycu.com](http://www.hycu.com)



Employees: 1.2k (This Site) 1.2k (All Sites)  
Company Type: Private Subsidiary,  
Headquarters  
Parent: [ComTrade Group B.V.](#)  
Ultimate Parent: [ComTrade Holding N.V.](#)  
Corporate Family: [30 Companies](#)  
D-U-N-S® Number: 01-297-3667

**Local Contact:**  
**Simon Taylor, CEO**  
[simon.taylor@comtrade.com](mailto:simon.taylor@comtrade.com)

CEO since March 2018. Multiple roles with Comtrade Group, from May 2007 to March 2018, culminating as CEO of Comtrade Software. **B.S. Northeastern University, Operations Technology.**

**Other MA Locations: None**

HYCU is an enterprise software company specializing in data backup, recovery, and monitoring for hyper-converged (HCI), Google Cloud and multi-cloud infrastructures. Headquartered in Boston, Mass., HYCU harnesses 25 years of sophisticated IT experience, insights from over one million users, and work with more than 25,000 customers. HYCU's flagship products include a purpose-built backup, and recovery solution for Nutanix, and a managed backup as a service for Google Cloud Platform.

Headquartered in Curacao, the Comtrade Holding's corporate family includes 30 entities based in Europe and the United States. Corporate leadership is unavailable.

**Ultimate Parent Headquarters  
ComTrade Holding N.V.**

C/O Intertrust (Curacao) Bv , Kaya W.F.G.  
(Jombi) Mensing 14  
Willemstad,  
Curacao

Employees: 3 (All Sites)  
Company Type: Partnership Parent, Headquarters  
Corporate Family: [30 Companies](#)

**C Space**  
**Formerly Communispace Corporation**  
290 Congress St Fl 7  
Boston, Massachusetts, 02210-1005  
United States  
Tel: +1-617-316-4000  
[www.communispace.com](http://www.communispace.com)

Employees: 400 (This Site) 400 (All Sites)  
Company Type: Private Subsidiary  
Parent: [Das Holdings, Inc.](#)  
Ultimate Parent: [Omnicom Group Inc.](#)  
Corporate Family: [787 Companies](#)  
D-U-N-S® Number: 13-352-5308

**Local Contact:**

**Jessica DeVlieger**  
President, Americas  
In current role since January 2017;  
joined company in February 2007.  
**Executive Committee, MITX since  
November 2015.** Cornell College, B.A.,  
English.

**Other Omnicom MA Locations:**

**FG Holdings, Inc.**  
855 Boylston St Ste 3  
Boston, Massachusetts, 02116-2622  
Tel: +1-212-771-3680

**Lois Paul & Partners, LLC**  
290 Congress St Fl 6  
Boston, Massachusetts, 02210-1030  
Tel: +1-781-782-5000

**Cone, Inc.**  
855 Boylston St Ste 4  
Boston, Massachusetts, 02116-2622  
Tel: +1-617-227-2111



C Space is a customer collaboration agency that connects the world's best-known brands with the people they serve to create Customer Inspired Growth. Through private online communities, immersive storytelling, activation events, and innovation projects, C Space fosters new connections between companies and their customers, allowing them to design better products and experiences, improve business performance, and achieve measurable growth.

**The company changed its name to C Space in 2015.**

**Ultimate Parent Headquarters**

**Omnicom Group, Inc.**  
437 Madison Ave  
New York, New York, 10022-7000  
United States  
Tel: +1-212-415-3600  
Fax: +1-212-415-3530  
[www.omnicomgroup.com](http://www.omnicomgroup.com)

Employees: 62 (This Site) 77k (All Sites)  
Company Type: Public Parent, Headquarters  
Corporate Family: [787 Companies](#)

**John D. Wren**

**Chairman and Chief Executive Officer, Omnicom Group**  
Current role, May 2018 – present. Previously President & CEO, from January 1997. University affiliation: Adelphi University.